



Economic Commission for Latin America and the Caribbean  
Subregional Headquarters for the Caribbean

---

Training Workshop: Construction of Core Environmental Indicators  
6 - 10 December 2010  
Port- of- Spain, Trinidad and Tobago

LIMITED  
LC/CAR/L.276  
20 December 2010  
ORIGINAL: ENGLISH

## **EVALUATION REPORT OF THE TRAINING WORKSHOP: CONSTRUCTION OF CORE ENVIRONMENTAL INDICATORS**

---

This report has been reproduced without formal editing.



## CONTENTS

A.	INTRODUCTION.....	1
B.	ATTENDANCE AT THE TRAINING WORKSHOP .....	2
	Place and date .....	2
	Attendance .....	2
C.	INAUGURATION OF THE TRAINING.....	2
D.	SUMMARY OF EVALUATION .....	2
	Participants .....	2
	Substantive content and usefulness of the workshop .....	3
	Organization of the training workshop on the Construction of Core Environmental Indicators .....	6
	Annex I List of participants .....	9
	Annex II Evaluation form .....	12
	Annex III Responses to close-ended questions .....	16

## **A. INTRODUCTION**

As signatories to the United Nations Millennium Development Goal Declaration, the Governments of Economic Commission for Latin America and the Caribbean/Caribbean Development and Cooperation Committee (ECLAC/CDCC) member and associate member States committed formally in 2000 to pursuing and achieving the United Nations Millennium Development Goals, a common set of goals and targets to bring all people up to minimum acceptable standards of human development by 2015.

In spite of various initiatives, Caribbean countries have continued to experience difficulties in addressing additional demands of monitoring and measuring progress created by the Millennium Development Goals and other global commitments. As such, ECLAC saw the need to carry out activities to ensure the further building/strengthening of institutional capabilities for generating reliable social, economic and environmental statistics among Caribbean States.

It is within this context and through the project titled “Strengthening the capacity of National Statistical Offices (NSOs) in the Caribbean Small Island Developing States to fulfill the Millennium Development Goals (MDGs) and other Internationally Agreed Development Goals (IADGs)”, that ECLAC intends to address this challenge with a view to building and strengthening institutional capabilities for generating and compiling reliable social and economic statistics in the Caribbean subregion.

ECLAC Headquarters together with the Subregional Headquarters for the Caribbean, the United Nations Environment Programme/Regional Office for Latin America and the Caribbean (UNEP/ROLAC), Division for Early Warning and Assessment (DEWA), and the United Nations Statistics Division (UNSD) in New York assisted in designing and delivering the substantive aspects of the training workshop.

### **Workshop Objectives**

#### **Overall objective**

To develop and strengthen national, technical capacity of public officials in the production, processing, systematization and dissemination of environmental indicators in the Caribbean subregion.

#### **Specific objectives**

- To share and put into practice basic concepts of environmental statistics
- To analyze developments of relevant sets of common environmental indicators for the Caribbean subregion (considering the MDG7, ILAC and CARICOM Environmental Indicators)
- To present a methodology for the calculation, description, dissemination and feedback of environmental indicators, incorporating statistical and inter-institutional aspects according to international and regional recommendations and best practices
- To implement this approach by calculating a core set of approximately 10 environmental indicators selected for their relevance to the subregion and availability of data.

#### **Outputs**

The main output of this training workshop was the construction of a set of national environmental indicators along with their methodological sheets, using official data series of participating countries. The training workshop was designed to put into practice methodological and statistical concepts.

In addition, a set of common environmental indicators (based on MDG7, ILAC and CARICOM environmental indicators) were calculated by participating countries.

## **B. ATTENDANCE AT THE TRAINING WORKSHOP**

### **Place and date**

The Training Workshop: Construction of Core Environmental Indicators for the Caribbean was held from the 6 – 10 December, in Port- of- Spain.

### **Attendance**

Representatives of 16 member and associate member States attended the training workshop: Antigua and Barbuda, Bahamas, Barbados, Belize, Dominica, Grenada, Guyana, Jamaica, Saint Lucia, Saint Kitts and Nevis, Saint Vincent and the Grenadines, Suriname and Trinidad and Tobago, Anguilla, Cayman Islands and Montserrat.

The participants consisted of technical staff and practitioners from national statistical offices, ministries of environment, responsible agencies for MDG7 national reports, sectoral ministries (energy, agriculture, urban planning/ housing, fisheries, economics). A full list of participants is annexed to the report.

## **C. INAUGURATION OF THE TRAINING WORKSHOP**

Welcome remarks were delivered by Mr. Sylvan Roberts of ECLAC Subregional Headquarters for the Caribbean and Ms. Johanna Granados, Division of Early Warning and Assessment, UNEP/ROLAC.

In his remarks, Mr Roberts welcomed participants and trainers to the training workshop. He noted that statistical agencies in the Caribbean faced many challenges in producing accurate, timely and relevant statistics and indicators, especially due to the increasing demands placed on them to expand their output in order to monitor the many development goals. As such, activities such as this training workshop would, therefore, enhance these capacities.

Ms. Granados also welcomed the participants to the joint UNEP-ECLAC training initiative. She stressed on the fact that environmental statistics and indicators were key elements to assist in monitoring countries' progress towards meeting internationally agreed development goals and for building reliable information necessary to strengthen decision-making.

## **D. SUMMARY OF EVALUATION**

The evaluation summary provided an account of participants' views of various aspects of the Training Workshop on the Construction of Core Environmental Indicators for the Caribbean.

### **Participants**

Of the 29 participants that responded to the evaluation questionnaire, 13 (45%) were males and 16 (55%) were females. The participants represented a wide cross-section of relevant ministries and national agencies ranging from the environment, agriculture, forestry, tourism, water and national statistical offices.

### Substantive content and usefulness of the workshop

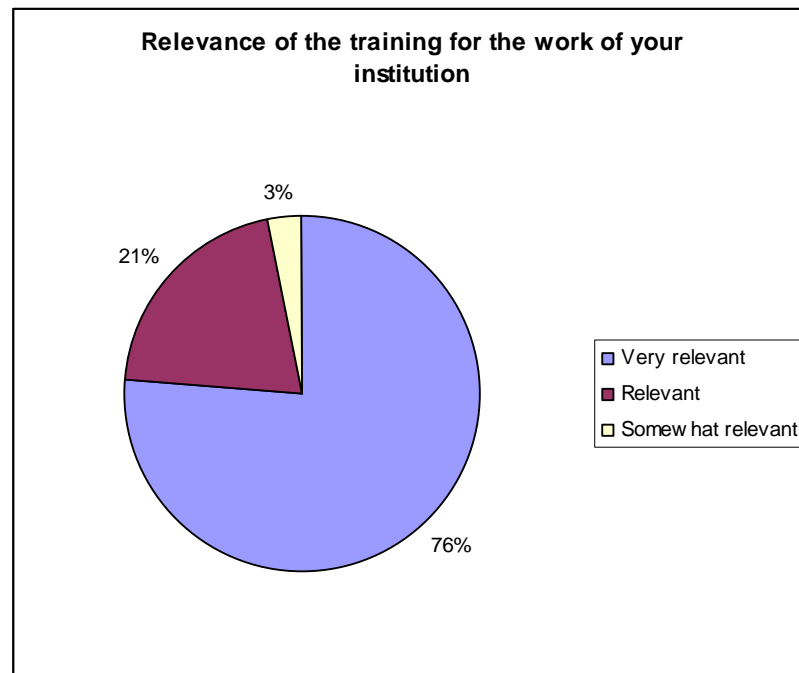
Participants were asked to rate specific elements of the Training Workshop on the Construction of Core Environmental Indicators for the Caribbean in relation to substantive content, initial expectations being met, relevance to their work, usefulness of analyses and recommendations, strengthening capacity and experience sharing, among others.

Using a scale ranging from excellent, good, regular, poor, very poor and not sure/no response, participants were asked to give an overall rating of the training workshop as well as the substantive content of the workshop. Based on the responses, most of the participants (86%) said that the training workshop was excellent and 10% said that it was good. Similarly, 76% of the participants said that the substantive content of the training workshop was excellent, and 21% said that it was good. That positive feedback was also received when all the participants (accounting for 100%) said that the course lived up to their expectations.

**Figure 1**



Participants were asked to rate the relevance of the training for the work of their institutions using a scale ranging from very relevant, relevant, somewhat relevant, not relevant and not sure/no response. With the exception of only one person (3%) who said that the training was only somewhat relevant to the work of their institution, 76% of the participants felt that the training was very relevant and 21% felt that it was relevant.

**Figure 2**

Participants were then asked how the training workshop could have been improved in terms of issues addressed (for example, issues they would have liked to address or analyze in greater depth, or topics which were not so important). The main suggestion for improvement was that there should have been more time allotted to assess additional indicators related to the environment. Some of the responses were as follows:

- If funding was available, more time could have been spent on calculating more than one indicator
- There should have been more time for the workshop so that more indicators could have been looked at
- There should have been the estimation of more indicators
- There should have been additional indicators for tourism
- There should have been some more focus on water resources
- Future workshops should look at other statistics besides indicators
- There should have been the inclusion of a thorough description of indicators especially for countries that have only estimates and/or no data
- All the indicators should have been listed and then discussed within the working groups on environmental statistics. The goal would have been to come with a concept publication on the MDG 7 indicators.

Other participants suggested that the workshop should have included a site visit or a field trip.

- There should have been a field trip to a relevant location to highlight the issues on the ground
- There should have been the inclusion of field trips/site visits to reinforce technical knowledge

The workshop should have also addressed the issue of methodologies:

- There should have been a presentation on a methodology for creating novel environmental indicators
- There should have been more focus on the importance of methodologies and the harmonization for comparison purposes.

Other comments were:

- Participants should have sent in their country's official information before the workshop, so as to address the relevance of their information to the subject of discussion
- There should have been the provision of materials prior to the workshop
- Graphical and tabular presentations should have been explored
- There should have been more details on the functions of institutions such as ECLAC in terms of the issues presented.

Using a scale ranging from very useful, useful, regular, not very useful, not useful at all, not sure/no response, participants were asked to rate the usefulness of the analyses and recommendations formulated at the training workshop, as well as the usefulness for strengthening capacity and exchanging experiences.

Most of the participants (86%) felt that the analyses and recommendations formulated at the training workshop were very useful for their own work, while 14% said that it was useful. As such, participants were asked what specific recommendations they would consider to incorporate in the work of their own institution and some of the responses were as follows:

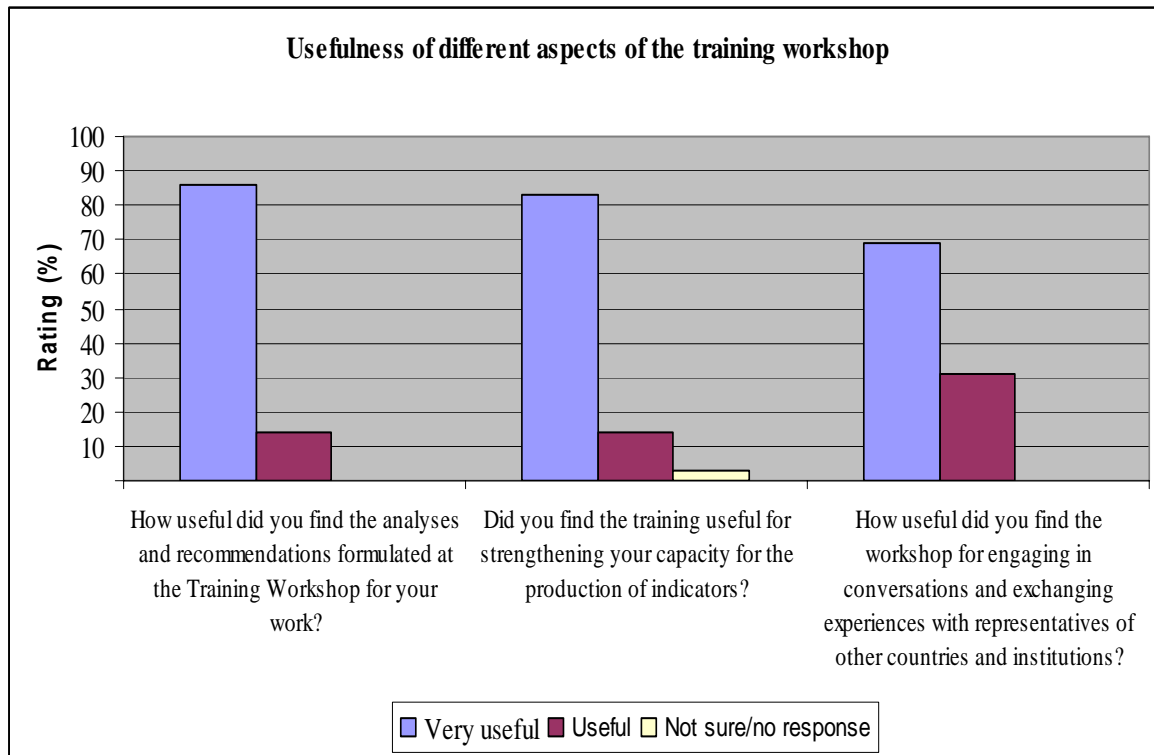
- Recommendations would be made to directors of statistical offices on the importance of collecting environmental statistics
- More time should be dedicated to formalizing national environmental indicators
- There should be further training in the development of environmental indicators for staff involved in data collection
- There should be the promotion of better and timelier data collection
- Work should begin on the indicator MS sheets as soon as work on the Census 2010 is completed
- There should be the incorporation of methodology in national strategic plans
- There should be the compilation of metadata and methodological sheets for statistics released
- Better metadata development procedures will be promoted
- There will now be detailed planning of monitoring programmes around requirements for indicators
- A more comprehensive methodology sheet will be used for environmental data
- There would be more statistical environmental analysis at the departmental level
- Promotion of working with major stakeholders in my country in the sharing and gathering of information. This would help in delivering information (having it readily available for dissemination when requested regionally and internationally)
- There would be the promotion of more inter-departmental cooperation
- There would be the involvement of various departments and line ministries to collect data
- There would be collaboration with the land and survey division to validate the forest cover as described in the methodological table
- There would be the involvement of all stakeholders as a group to make decisions on environmental data
- There would be the establishment of a better mechanism for sharing information between line institutions in Saint Kitts and Nevis



- There will be the promotion of materials presented at this workshop in an environmental workshop for data producers
- Inviting more persons within the environmental sector and maybe consider local training for data collection.

With regards to the strengthening of capacity for the production of indicators, 83% said that the training workshop was very useful, while 14% said that it was useful. Furthermore, 69% of the participants felt that the workshop was very useful for engaging in conversations and exchanging experiences with representatives of other countries and institutions, while 31% said that it was useful.

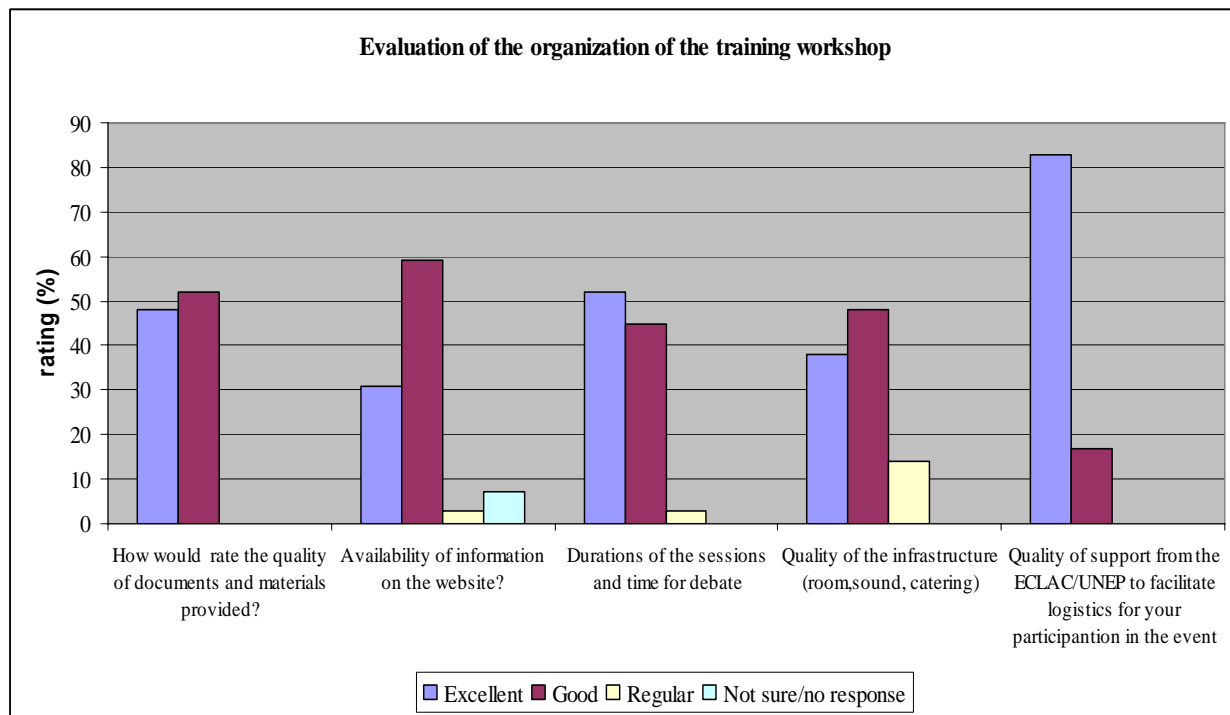
**Figure 3**



### **Organization of the training workshop on the construction of core environmental indicators**

Eighty six per cent of the participants said that they had access to the materials for the training workshop before seeing the presentations at the event, while 14% said that they did not have access to these materials. Along that vein, the participants who had access to the materials all stated that they read them before the training workshop.

Feedback on the general organization of the training workshop was generally positive. When asked about the quality of the documents and materials provided for the workshop, on a scale rating from excellent, good, regular, poor, very poor and not sure/no response, 52% of the participants said that it was good while 48% said that it was excellent. In terms of availability of information on the website before the actual training, 59% said that it was good and 31% said that it was excellent. The majority of the participants (52%) felt that the duration of the sessions and times for the debates were excellent and 45% felt that it was good. Forty eight per cent of the respondents said that the quality of the infrastructure in terms of the rooms, sound and catering was good while 38% said that it was excellent. Additionally, 83% said that the quality of support from ECLAC and UNEP in facilitating logistics for participants in the workshop was excellent, while 17% felt that it was good.

**Figure 4**

Based on those ratings, participants were then asked to indicate what worked well and what could have been improved. Some of the recommendations for improvement were as follows:

- There could have been the alternation of group work with the facilitators' presentations
- A group trip could have been planned for the last day such as an eco-tourism tour
- The coordination of the workshop was very good, however, the only recommendation I would make is to have a field trip or a sight visit for the team
- The air conditioning unit was a bit too noisy as well as the malfunction of the projector which made some of the presentations a bit difficult to follow
- The length of the workshop could have been improved
- To foster more regional integration it would have been better to have all of the participants stay at the same hotels
- Everything worked well, but next time there should be provision of transportation for the participants.

Participants also shared their opinions on what worked well in the training workshop and some of the responses were as follows:

- The organization and structure of the workshop and presentations were very well thought out
- The preparations and implementation efforts of the workshop were excellent
- The organization and schedule of sessions worked well
- The organization of the workshop was excellent, the presentations and group work exposed us to real world problems and challenges that our countries face
- The working groups were very helpful
- The facilitators were very helpful and offered their technical support even after the completion of the workshop which would be very useful

- The cooperation of the facilitators and the camaraderie of the participants worked well
- The workshop was just right
- All aspects of the workshop worked extremely well. The workshop needs to be replicated.

Participants were asked whether they had additional comments or suggestions on the organizational aspects of the workshop. Some of the suggestions were:

- ECLAC could have involved the Government of Trinidad and Tobago, specifically the Minister of Environment
- There should have been the provision of transportation to the ECLAC office where the workshop was held
- All participants should have stayed at the same hotel
- There should have been the media and other government representatives present at the opening ceremony or at the end of the workshop
- The workshop should be continued every two years
- Another workshop like this should be done to continue capacity building within these countries
- It would be appreciated that for future programmes, representatives from both Saint Kitts and Nevis be invited, separately, as both countries operate as separate entities at the national level.

Some of the participants took the opportunity to commend the overall workshop:

- Great job
- The structure of the workshop was excellent, particularly the fact that we were able to have a representative from the environmental unit and the central statistical office
- Well organized.

Additional technical cooperation activities in the field of environmental statistics that participants would like ECLAC to undertake in the future were:

- Follow-up training workshops at the national and regional levels
- A national workshop on environmental statistics
- Further support with the national level workshops
- Local training sessions in environmental indicators for environment-related officers
- Additional training in the field of environmental statistics that would aid in the capacity building of my office
- Workshops on environmental data collection
- Training on energy statistics
- Involvement of the statistical units and other stakeholders in developing environmental indicators
- Encourage member States to establish a focal point at the national level to report on environmental statistics
- Guyana would need support during the establishment of their environment unit.

Following this, 90% of the participants said that they would like to receive more information and publications by ECLAC in the field of environmental statistics.

Annex I**LIST OF PARTICIPANTS****A. Member countries****Antigua and Barbuda**

- Jason Williams, Data Manager, Environment Division. Email: [jaypwill@gmail.com](mailto:jaypwill@gmail.com)
- Simon Toulon, Assistant Hydrologist, Antigua Public Utilities Authority. Email: [simontoulon@hotmail.com](mailto:simontoulon@hotmail.com)

**Bahamas**

- Christine Greene, Senior Health Inspector/Training Officer, Department of Environmental Health Services, Ministry of the Environment. Email: [cgmccgreene@gmail.com](mailto:cgmccgreene@gmail.com)

**Barbados**

- Ramon Roach, Water Quality Analyst, Coastal Zone Management Unit. Email: [rroach@coastal.gov.bb](mailto:rroach@coastal.gov.bb)
- Ann Marie Wickham, Statistician, Barbados Statistical Service. Email: [awickham@barstats.gov.bb](mailto:awickham@barstats.gov.bb) | [amariawickham@yahoo.com](mailto:amariawickham@yahoo.com)
- Allan Franklin, Research Officer, Ministry of the Environment, Water Resources Management and Drainage. Email: [franklina@gob.bb](mailto:franklina@gob.bb) | [allan\\_940@hotmail.com](mailto:allan_940@hotmail.com)

**Belize**

- Leticia Garnett, Document and Information Management Officer, Policy Coordinator and Planning Unit, Ministry of Natural Resources and the Environment. Email: [policy.docinfoman@mnrei.gov.bz](mailto:policy.docinfoman@mnrei.gov.bz)
- Jacklin Marroquin, Statistician II, Statistical Institute of Belize. Email: [jmarroquin@statisticsbelize.org.bz](mailto:jmarroquin@statisticsbelize.org.bz)

**Dominica**

- Cyrille John, Assistant Forest Officer (Ag.), Forestry, Wildlife and Parks Division. Email: [asstforestofficer2@cwdom.dm](mailto:asstforestofficer2@cwdom.dm) | [forestry@cwdom.dm](mailto:forestry@cwdom.dm)
- Stephen Nicholas, Statistical Officer I, Central Statistical Office, Ministry of Finance. Email: [csoda@cwdom.dm](mailto:csoda@cwdom.dm) | [stephenic2000@gmail.com](mailto:stephenic2000@gmail.com)

**Grenada**

- Tamika George, Statistical Clerk, Central Statistical Office. Email: [tamikageorge@hotmail.com](mailto:tamikageorge@hotmail.com) | [gogstats@hotmail.com](mailto:gogstats@hotmail.com)

**Guyana**

- Jacqueline Tull, Statistician, Bureau of Statistics. Email: [tulljackie@yahoo.com](mailto:tulljackie@yahoo.com)

**Jamaica**

- Janet Geoghagen-Martin, Manager, Environment Statistics Unit, Statistical Institute of Jamaica. Email: [sesu@statinja.gov.jm](mailto:sesu@statinja.gov.jm)

**Saint Kitts and Nevis**

- Sylvester Belle, Chief Conservation Officer, Department of Physical Planning and Environment. Email: [sylbelle44@gmail.com](mailto:sylbelle44@gmail.com)

**Saint Lucia**

- Jacinta Francis, Statistician III, Central Statistical Office. Email: [ajacintafrancis@gmail.com](mailto:ajacintafrancis@gmail.com)

- Neranda Maurice, Sustainable Development and Environment Officer II, Sustainable Development and the Environment Division, Ministry of Physical Development and the Environment. Email: [nmaurice@sde.gov.lc](mailto:nmaurice@sde.gov.lc) | [neranda.maurice@gmail.com](mailto:neranda.maurice@gmail.com)

#### **Saint Vincent and the Grenadines**

- Hayden Billings, Superintendent of Rivers, Beaches and Recreation Sites, National Parks, Rivers and Beaches Authority. Email: [haydensvg2003@yahoo.com](mailto:haydensvg2003@yahoo.com)
- Jamal Byron, Administrative Cadet, Statistical Office, Central Planning Division, Ministry of Finance and Planning. Email: [scheama@hotmail.com](mailto:scheama@hotmail.com)

#### **Suriname**

- Andreas Talea, Manager, Economic Statistics/Head, Environment Statistics, General Bureau of Statistics. Email: [anrotalea@gmail.com](mailto:anrotalea@gmail.com)

#### **Trinidad and Tobago**

- Alisha Kalloo McCalman, Statistician I, Central Statistical Office. Email: [alisha.kalloo@statistics.gov.tt](mailto:alisha.kalloo@statistics.gov.tt) | [alishamkalloo@hotmail.com](mailto:alishamkalloo@hotmail.com)
- Brian Gift, Tourism Advisor II, Ministry of Tourism. Email: [giftb@tourism.gov.tt](mailto:giftb@tourism.gov.tt)
- Lavaughn Pritchard, Senior International Relations Specialist, Ministry of Foreign Affairs. Email: [pritchardl@foreign.gov.tt](mailto:pritchardl@foreign.gov.tt)
- Satee Boodoo, Statistician II, Central Statistics Office. Email: [satee.boodoo@statistics.gov.tt](mailto:satee.boodoo@statistics.gov.tt) | [sat3boodoo@yahoo.com](mailto:sat3boodoo@yahoo.com)

### **B. Associate member countries**

#### **Anguilla**

- Dallen Connor, Pollution Coordinator, Department of Environment. Email: [Dallen.Connor@gov.ai](mailto:Dallen.Connor@gov.ai) | [drconn35@hotmail.com](mailto:drconn35@hotmail.com)
- Brittany Christopher, Statistical Assistant, Anguilla Statistics Department. Email: [brittany.christopher@gov.ai](mailto:brittany.christopher@gov.ai)

#### **Cayman Islands**

- Elizabeth Talbert, Deputy Director/Chief Statistician, Economic and Statistics Office. Email: [elizabeth.talbert@gov.ky](mailto:elizabeth.talbert@gov.ky)
- Kenneth S. Ebanks, Senior Strategic Advisor, Office of the Premier and Ministry of Finance, Tourism and Development. Email: [kenneth.ebanks@gov.ky](mailto:kenneth.ebanks@gov.ky)

#### **Montserrat**

- Craig Martin, Forestry Technician, Department of Environment, Ministry of Agriculture, Lands, Housing and the Environment. Email: [martinl@gov.ms](mailto:martinl@gov.ms)
- Lavern Rogers-Ryan, GIS Manager, Physical Planning Unit, GIS Centre, Ministry of Agriculture, Lands, Housing and the Environment. Email: [rogersl@gov.ms](mailto:rogersl@gov.ms)

### **C. United Nations Secretariat**

#### **United Nations Statistics Division**

- Reena Shah, Chief, Environment Statistics Section. Email: [shahr@un.org](mailto:shahr@un.org)
- Rayen Quiroga-Martinez, Statistician, Environment and Energy Statistics Branch. Email: [quirogar@un.org](mailto:quirogar@un.org)

#### **D. United Nations Bodies**

##### **United Nations Environment Programme (UNEP)**

- Johanna Granados, Consultant, Early Warning and Assessment. Email: [johanna.granados@unep.org](mailto:johanna.granados@unep.org)

#### **E. Secretariat**

##### **Economic Commission for Latin America and the Caribbean (ECLAC)**

###### **Headquarters**

- Kristina Taboulchanas, Statistician, Statistics and Economic Projections Division. Email: [kristina.taboulchanas@cepal.org](mailto:kristina.taboulchanas@cepal.org)

###### **Subregional Headquarters for the Caribbean**

- Sylvan Roberts, Officer-in-Charge/Coordinator, Statistics Unit. Email: [sylvan.roberts@eclac.org](mailto:sylvan.roberts@eclac.org)  
- Sheila Stuart, Coordinator, Social Development Unit. Email: [sheila.stuart@eclac.org](mailto:sheila.stuart@eclac.org)

Annex II

**Training Workshop on the Construction of Core  
Environmental Indicators for the Caribbean  
Port of Spain  
6-10 December 2010**

**WORKSHOP EVALUATION**

In an effort to assess the effectiveness and impact of this training workshop, kindly complete the following evaluation form. Your responses will be invaluable in providing feedback on the overall workshop, identifying areas of weakness and help improve the organization of future workshops. (To facilitate processing, please print answers to open-ended questions)

**Sex**

- ☐ Female  
☐ Male

Country of origin: \_\_\_\_\_

Institution(s) you represent: \_\_\_\_\_

Title/Position: \_\_\_\_\_

**Substantive content and usefulness of workshop**

1. How would you rate the Training Workshop overall?

1. Excellent      2. Good      3. Regular      4. Poor      5. Very poor      6. Not sure/no response

2. How would you rate the substantive content of the Training Workshop?

1. Excellent      2. Good      3. Regular      4. Poor      5. Very poor      6. Not sure/no response

3. Did the course live up to your initial expectations?

1. Yes      2. No      3. Not sure / no response

4. How relevant was the training for the work of your institution?

1. Very Relevant      2. Relevant      3. Somewhat relevant      4. Not relevant      5. Not sure/no response

5. How would you improve this Training Workshop in terms of the subjects addressed (for example, issues you would have liked to address or analyze in greater depth or subjects which were not so important)?

6. How useful did you find the analyses and recommendations formulated at the Training Workshop for your work?

1. Very useful      2. Useful      3. Regular      4. Not very useful      5. Not useful at all      6. Not sure /no response

7. Based on the above, what specific recommendations would you consider incorporating in the work of your institution?

8. Did you find the training in the construction of environmental indicators useful for strengthening your capacity for the production of indicators?

1. Very useful      2. Useful      3. Somewhat useful      4. Not useful      5. Not sure/no response

9. How useful did you find the workshop for engaging in conversations and exchanging experiences with representatives of other countries and institutions?

1. Very useful      2. Useful      3. Regular      4. Not very useful      5. Not useful at all      6. Not sure /no response

**Organization of the training workshop on the construction of core environmental indicators**

10. a. Did you have access to the materials for the training workshop on environmental indicators before seeing the presentations at this event?

Yes

No

b. Did you read them?

Yes

No

11. How would you rate the organization of the workshop? If you choose “poor” or “very poor” please explain your response so that we can take your opinion into account.

Quality of documents and materials provided	1. Excellent	2. Good	3. Regular	4. Poor	5. Very poor	6. Not sure/No response
Availability of information on the website	1. Excellent	2. Good	3. Regular	4. Poor	5. Very poor	6. Not sure/No response
Duration of the sessions and time for debate	1. Excellent	2. Good	3. Regular	4. Poor	5. Very poor	6. Not sure/No response
Quality of the	1. Excellent	2. Good	3. Regular	4. Poor	5. Very poor	6. Not sure/No



13. Do you have any other comments or suggestions on organizational aspects of the workshop?

14. a. What additional technical cooperation activities in the field of environmental statistics would you suggest that ECLAC undertake in the future?

b. Would you like to receive more information about activities or publications by ECLAC in the field of environmental statistics?		
Yes	No	

c. If yes, please provide your e-mail address: \_\_\_\_\_

*Thank you*

Annex III**Responses to Close-ended questions**

Table 1

<b>Sex</b>				
	<i>Frequency</i>	<i>Percent</i>	<i>Valid Percent</i>	<i>Cumulative Percent</i>
Male	13	44.8	44.8	44.8
Female	16	55.2	55.2	100.0
<b>Total</b>	<b>29</b>	<b>100.0</b>	<b>100.0</b>	

Table 2

<b>How would you rate the Training Workshop overall?</b>				
	<i>Frequency</i>	<i>Percent</i>	<i>Valid Percent</i>	<i>Cumulative Percent</i>
Excellent	25	86.2	86.2	86.2
Good	3	10.3	10.3	96.6
Very Poor	1	3.4	3.4	100.0
<b>Total</b>	<b>29</b>	<b>100.0</b>	<b>100.0</b>	

Table 3

<b>How would you rate the substantive content of the Training Workshop?</b>				
	<i>Frequency</i>	<i>Percent</i>	<i>Valid Percent</i>	<i>Cumulative Percent</i>
Excellent	22	75.9	75.9	75.9
Good	6	20.7	20.7	96.6
Very Poor	1	3.4	3.4	100.0
<b>Total</b>	<b>29</b>	<b>100.0</b>	<b>100.0</b>	

Table 4

<b>Did the course live up to your initial expectations?</b>				
	<i>Frequency</i>	<i>Percent</i>	<i>Valid Percent</i>	<i>Cumulative Percent</i>
Yes	29	100.0	100.0	100.0

Table 5

<b>How relevant was the training for the work of your institution?</b>				
	<i>Frequency</i>	<i>Percent</i>	<i>Valid Percent</i>	<i>Cumulative Percent</i>
Very relevant	22	75.9	75.9	75.9
Relevant	6	20.7	20.7	96.6
Somewhat relevant	1	3.4	3.4	100.0

**How relevant was the training for the work of your institution?**

	<i>Frequency</i>	<i>Percent</i>	<i>Valid Percent</i>	<i>Cumulative Percent</i>
Very relevant	22	75.9	75.9	75.9
Relevant	6	20.7	20.7	96.6
Somewhat relevant	1	3.4	3.4	100.0
<b>Total</b>	<b>29</b>	<b>100.0</b>	<b>100.0</b>	

Table 6

**How useful did you find the analyses and recommendations formulated at the Training Workshop for your work?**

	<i>Frequency</i>	<i>Percent</i>	<i>Valid Percent</i>	<i>Cumulative Percent</i>
Very useful	25	86.2	86.2	86.2
Useful	4	13.8	13.8	100.0
<b>Total</b>	<b>29</b>	<b>100.0</b>	<b>100.0</b>	

Table 7

**Did you find the training useful for strengthening your capacity for the production of indicators?**

	<i>Frequency</i>	<i>Percent</i>	<i>Valid Percent</i>	<i>Cumulative Percent</i>
Very useful	24	82.8	82.8	82.8
Useful	4	13.8	13.8	96.6
Not sure/no response	1	3.4	3.4	100.0
<b>Total</b>	<b>29</b>	<b>100.0</b>	<b>100.0</b>	

Table 8

**How useful did you find the workshop for engaging in conversations and exchanging experiences with representatives of other countries and institutions?**

	<i>Frequency</i>	<i>Percent</i>	<i>Valid Percent</i>	<i>Cumulative Percent</i>
Very useful	20	69.0	69.0	69.0
Useful	9	31.0	31.0	100.0
<b>Total</b>	<b>29</b>	<b>100.0</b>	<b>100.0</b>	

Table 9

**Did you have access to the materials for the training workshop before seeing the presentations?**

	<i>Frequency</i>	<i>Percent</i>	<i>Valid Percent</i>	<i>Cumulative Percent</i>
Yes	25	86.2	86.2	86.2
No	4	13.8	13.8	100.0
<b>Total</b>	<b>29</b>	<b>100.0</b>	<b>100.0</b>	

Table 10

**Did you read the materials?**

	<i>Frequency</i>	<i>Percent</i>	<i>Valid Percent</i>	<i>Cumulative Percent</i>
Yes	25	86.2	86.2	86.2
No	4	13.8	13.8	100.0
<b>Total</b>	<b>29</b>	<b>100.0</b>	<b>100.0</b>	

Table 11

**How would you rate the quality of documents and materials provided?**

	<i>Frequency</i>	<i>Percent</i>	<i>Valid Percent</i>	<i>Cumulative Percent</i>
Excellent	14	48.3	48.3	48.3
Good	15	51.7	51.7	100.0
<b>Total</b>	<b>29</b>	<b>100.0</b>	<b>100.0</b>	

Table 12

**Availability of information on the website?**

	<i>Frequency</i>	<i>Percent</i>	<i>Valid Percent</i>	<i>Cumulative Percent</i>
Excellent	9	31.0	31.0	31.0
Good	17	58.6	58.6	89.7
Regular	1	3.4	3.4	93.1
Not sure/no response	2	6.9	6.9	100.0
<b>Total</b>	<b>29</b>	<b>100.0</b>	<b>100.0</b>	

Table 13

**Durations of the sessions and time for debate**

	<i>Frequency</i>	<i>Percent</i>	<i>Valid Percent</i>	<i>Cumulative Percent</i>
Excellent	15	51.7	51.7	51.7
Good	13	44.8	44.8	96.6
Regular	1	3.4	3.4	100.0
<b>Total</b>	<b>29</b>	<b>100.0</b>	<b>100.0</b>	

Table 14

**Quality of the infrastructure (room, sound, catering)**

	<i>Frequency</i>	<i>Percent</i>	<i>Valid Percent</i>	<i>Cumulative Percent</i>
Excellent	11	37.9	37.9	37.9
Good	14	48.3	48.3	86.2
Regular	4	13.8	13.8	100.0
<b>Total</b>	<b>29</b>	<b>100.0</b>	<b>100.0</b>	

Table 15

**Quality of support from the ECLAC/UNEP to facilitate logistics for your participation in the event**

	<i>Frequency</i>	<i>Percent</i>	<i>Valid Percent</i>	<i>Cumulative Percent</i>
Excellent	24	82.8	82.8	82.8
Good	5	17.2	17.2	100.0
<b>Total</b>	<b>29</b>	<b>100.0</b>	<b>100.0</b>	

Table 16

**Would you like to receive more information or publications by ECLAC in the field of environmental statistics?**

	<i>Frequency</i>	<i>Percent</i>	<i>Valid Percent</i>	<i>Cumulative Percent</i>
no response	2	6.9	6.9	6.9
Yes	26	89.7	89.7	96.6
No	1	3.4	3.4	100.0
<b>Total</b>	<b>29</b>	<b>100.0</b>	<b>100.0</b>	